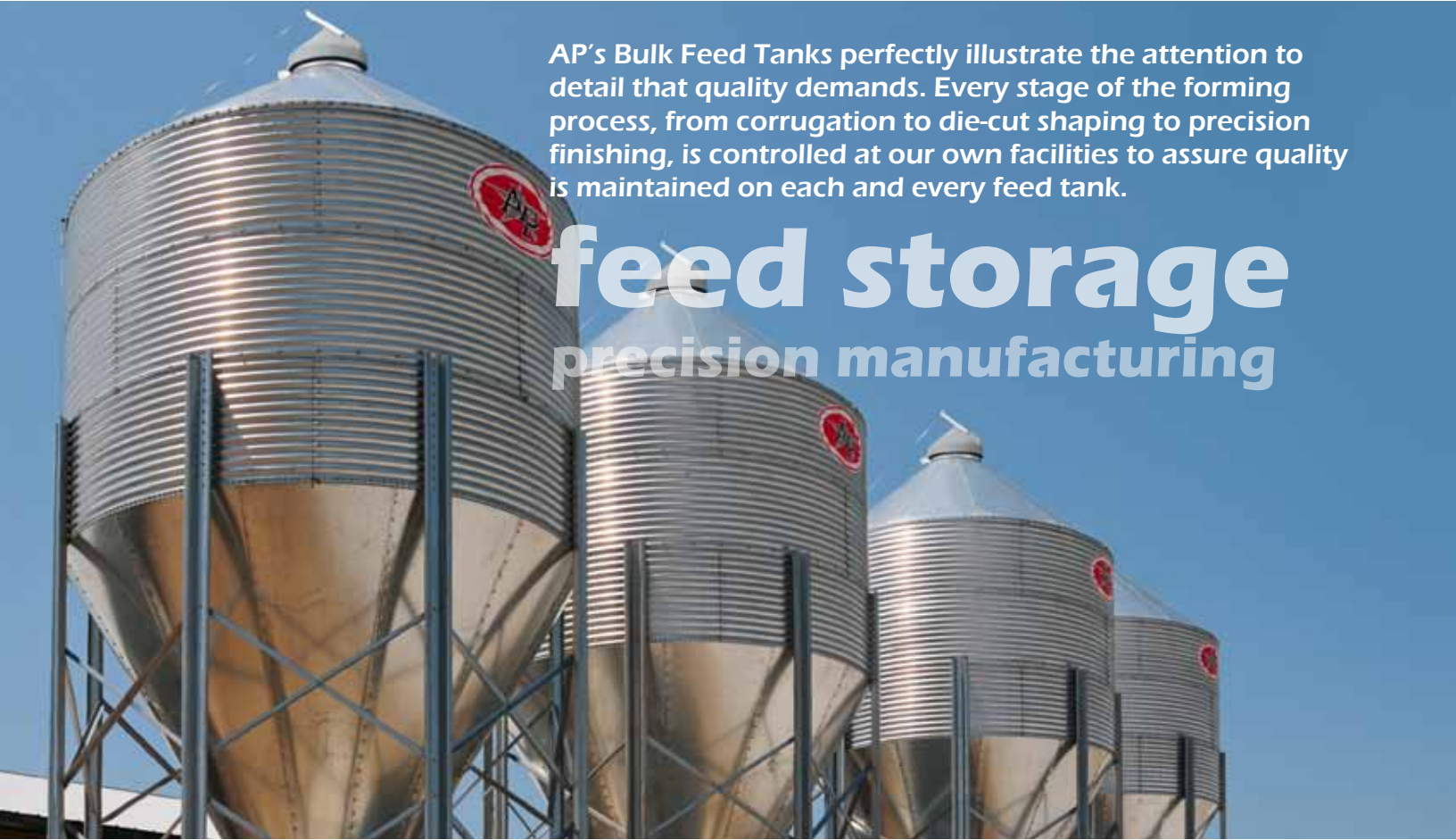


AP's Bulk Feed Tanks perfectly illustrate the attention to detail that quality demands. Every stage of the forming process, from corrugation to die-cut shaping to precision finishing, is controlled at our own facilities to assure quality is maintained on each and every feed tank.

feed storage

precision manufacturing



PRECISION QUALITY ▲ BIN ROOFS

Roof panels are precision manufactured using die-form tooling to provide consistent quality. Both 30° and 40° roofs feature reinforcing ribs at each roof seam for added strength and rigidity.



60° & 67° HOPPER SLOPES ▲

Available in 60° and 67° slopes in either a 16" or 22" hopper opening, AP hopper panels are die-formed with rounded corners and down-turned sealing edges for safety and a weather tight fit. Assembly with rounded, truss-head bolts reduces content "bridging".



EASY INSTALL BIN LID ▲

AP's feed tank lid swings fully open on 7' diameter bins and larger and includes a reinforced belting bumper on the clamp band for additional protection. Other features include a durable, linear low-density polyethylene construction and a magnetic latching mechanism for additional holding power.



BULK FEED TANKS


AUTOMATED PRODUCTION SYSTEMS

durability

reliable construction

SOLID CONNECTIONS

Exclusive to AP hoppers, the "eave", the upper edge where the hopper is joined to the sidewall, is specially die-formed to conform to the shape of the sidewall corrugation (▼). Most other manufacturers depend on crimping and bolt pressure to force the connection (▼) which produces corrosion-prone distortion and "dimpling" of the sidewall.




With Sure-Flo Without Sure-Flo



STURDY SIDE LADDERS ▲

A unique, non-interfering safety rail and fully die-formed, sectional side ladder provide solid, comfortable access. Ladder rungs are dimpled for better footing in inclement weather. Ladder cages are also available on tanks with an eave height of 20' and higher for additional security when ascending or descending the tank.



GO WITH THE SURE-FLO ▲

An available option for 16" to 22" hoppers, Sure-Flo directs feed down the hopper of the bin rather than down the center creating a first in, first out feed flow. The gentle movement of the heavy walled molded cone enhances flow as feed passes over it. The Sure-Flo support bracket easily bolts to the hopper collar of new or existing feed bins.

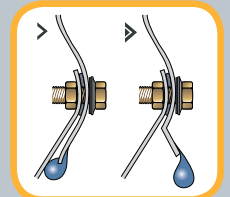


DRIP LIP ▲

AP's drip lip water deflection system is a one-of-a-kind, roll-formed bottom sheet edge which forces water away from the hopper and lower boot area, giving complete weather protection without a loss in capacity.

> Typical Hopper Design

> AP Drip-Lip Design



OPTIONAL HOPPER VALVES

AP's easy access hopper valve for hopper-bottom bins provides a simple, effective solution to accessing a small amount of material* to a location not serviced by the auger system.



*Recommended up to 15 ton maximum, this valve should be mounted no higher than 2" above the hopper valve collar. This valve is to be used for drawing small amounts of material only and not as the primary outlet. Failure to comply with correct use will void warranty.

VIEW WINDOWS

Save yourself a trip up and down the feed tank ladder with AP's optional view windows in either a sidewall or hopper panel mount. Feed levels inside the tank can be quickly and easily monitored at a glance.



FEED-LINK™ FEED MANAGEMENT

Feed delivery scheduling is an easy task when you have timely and accurate information. The Integra Feed Link system from AP provides a cost effective method of monitoring and managing on-site feed inventory either at the site or from a remote location. Contact your local AP representative for more information.



Patent#6636820

Your Source for Innovative Solutions.

FLOW HAMMER

Feed bridging has become a common event in the swine industry as feed rations change due to fluctuating input costs and the use of alternative feed stuffs to lower cost and gain feed efficiency. The "Flow Hammer" is a reliable and affordable solution that easily adapts



to most existing feed bins. This patent pending product aids in the prevention of out of feed events in all phases of swine production.



The Flow Hammer's low frequency/high impact design promotes feed flow without damaging your feed bin or voiding its warranty.

RIGID AUGERS

Rigid 4", 6", and 8" augers are available to meet your specific capacity requirements. AP 8" and larger rigid augers are equipped with exclusive Dura-Edge™ flighting that last 30% longer than regular flighting.



RIGID AUGER SPECIFICATIONS

	Auger Length	Motor Size	Auger RPM	Capacity (BPH)	Capacity @ 45° Incline (BPH)	Capacity @ 25% Moisture (BPH)
4" Auger	15'	1/2 HP	545	330	265	198
	35'	3/4 HP	545	330	265	198
	45'	1 HP	545	330	265	198
6" Auger	11'	3/4 HP	510	1200	960	720
	16'	1 HP	510	1200	960	720
	25'	2 HP	510	1200	960	720
	30'	3 HP	510	1200	960	720
	40'	5 HP	510	1200	960	720
8" Auger	11'	1 1/2 HP	440	2100	1680	1260
	16'	2 HP	440	2100	1680	1260
	25'	3 HP	440	2100	1680	1260
	40'	5 HP	440	2100	1680	1260



BOOTS & UNLOADERS

AP offers several boot styles including straight drop, 30°, and double boot models. All are chemically blended with specially formulated ultraviolet inhibitors and impact modifiers to enhance durability and resilience. AP's clear boot models provide an easy visual of bin feed levels. In addition, AP unloaders are available for 2.2" (55mm), 3" (75mm), 3.5" (90mm) and 5" (125mm) Flex Flo™ or 4" and 6" rigid auger systems.



Straight Drop Boot



30° Drop Boot

BULK FEED TANKS

AUTOMATED PRODUCTION SYSTEMS


6' - 15' DIAMETER BULK FEED TANK SPECIFICATIONS

Diameter (Feet)	Diameter (Meters)	No. of Rings	Angle of Hopper	Fill Height (Feet), 30° Roof	Fill Height (Feet), 40° Roof	Fill Height (Meters), 30° Roof	Fill Height (Meters), 40° Roof	*Max. Capacity (Bu), 30° Roof	*Max. Capacity (Bu), 40° Roof	*Max. Capacity (Cu.Ft.), 30° Roof	*Max. Capacity (Cu.Ft.), 40° Roof	*Max. Capacity (M.Tons), 30° Roof	*Max. Capacity (M.Tons), 40° Roof	*Max. Capacity (US.Tons), 30° Roof	*Max. Capacity (US.Tons), 40° Roof
6'	1.83	1	60°	10' 9"	11' 3"	3.28	3.43	111	118	138.0	147.60	2.50	2.67	2.76	2.95
6'	1.83	2	60°	13' 5"	13' 11"	4.09	4.25	171	178	212.6	222.21	3.86	4.03	4.25	4.44
6'	1.83	3	60°	16' 1"	16' 7"	4.90	5.06	231	238	287.2	296.82	5.21	5.38	5.74	5.93
6'	1.83	4	60°	18' 9"	19' 3"	5.72	5.87	291	298	361.8	371.43	6.56	6.74	7.24	7.42
7'	2.13	1	67°	13' 8"	14' 3"	4.16	4.35	185	196	230.1	244.96	4.17	4.44	4.60	4.89
7'	2.13	2	67°	16' 4"	16' 11"	4.97	5.16	266	278	331.6	346.51	6.02	6.29	6.63	6.93
7'	2.13	3	67°	19' 0"	19' 7"	5.78	5.97	348	360	433.2	448.06	7.86	8.13	8.66	8.96
7'	2.13	4	67°	21' 8"	22' 3"	6.60	6.78	430	441	534.7	549.61	9.70	9.97	10.96	10.99
7'	2.13	5	67°	24' 4"	24' 11"	7.41	7.60	511	523	636.3	651.16	11.54	11.82	12.73	13.02
7'	2.13	6	67°	27' 0"	27' 7"	8.22	8.41	593	604	737.8	752.71	13.39	13.66	14.76	15.05
9'	2.74	1	60°	14' 3"	15' 1"	4.33	4.59	308	332	383.9	413.81	6.96	7.51	7.69	8.27
9'	2.74	2	60°	16' 11"	17' 9"	5.15	5.41	443	467	551.8	581.68	10.01	10.56	11.04	11.63
9'	2.74	3	60°	19' 7"	20' 5"	5.96	6.24	578	602	719.6	749.55	13.06	13.60	14.39	14.99
9'	2.74	4	60°	22' 3"	23' 1"	6.77	7.04	713	737	887.5	917.42	16.10	16.65	17.75	18.34
9'	2.74	5	60°	24' 11"	25' 9"	7.59	7.85	848	872	1055.3	1085.28	19.15	19.70	21.11	21.70
9'	2.74	6	60°	27' 7"	28' 5"	8.40	8.66	983	1007	1223.2	1253.15	22.19	22.75	24.46	25.06
12'	3.66	2	60°	20' 8"	21' 11"	6.29	6.67	887	946	1109.7	1177.87	20.15	21.38	22.18	23.55
12'	3.66	3	60°	23' 4"	24' 7"	7.10	7.49	1126	1186	1407.7	1476.30	25.57	26.80	28.15	29.52
12'	3.66	4	60°	26' 0"	27' 3"	7.91	8.30	1365	1426	1706.1	1774.73	30.99	32.22	34.12	35.49
12'	3.66	5	60°	28' 8"	29' 11"	8.73	9.11	1604	1666	2004.5	2073.17	36.42	37.64	40.08	41.46
12'	3.66	6	60°	31' 4"	32' 7"	9.54	9.93	1842	1905	2302.9	2371.60	41.84	43.05	46.05	47.43
15'	4.57	2	60°	24' 2"	25' 10"	7.37	7.87	1554	1658	1934.8	2064.39	35.12	37.48	38.69	41.28
15'	4.57	3	60°	26' 10"	28' 6"	8.18	8.68	1929	2033	2401.1	2530.69	43.59	45.94	48.02	50.61
15'	4.57	4	60°	29' 6"	31' 2"	8.99	9.50	2304	2408	2867.4	2996.99	52.06	54.41	57.34	59.93
15'	4.57	5	60°	32' 2"	33' 10"	9.80	10.31	2678	2783	3333.7	3463.29	60.52	62.87	66.67	69.26

6' - 15' BULK FEED TANKS (BFT - 60 & 67 DEGREE HOPPERS)

- Designed for the storage of free flowing material having a maximum density of 40 lbs. per cubic foot
- Bushel capacities are calculated with no compaction and to full cubic foot capacities
- Weight capacities are calculated at 40 lbs. per cubic foot
- Add 19" to the fill height for top of cap height

WARNING! Non-free flowing materials including (but not limited to) soybean meal and meat by-products should not be stored in these tanks due to their inherent nature of bridging. Check with your material supplier on the flowability of your product prior to purchasing a tank. If in doubt about a specific product, contact the AP engineering department for additional recommendations. Some features are optional and may be available only on certain models. Consult your local AP dealer for details. All specifications subject to change without notice.



FACTORY FORMED FILL KITS AVAILABLE

Exclusive pre-punched, extruded lip roof panels for the optional pneumatic fill-kit eliminate the inconvenience and difficulty of field-cutting fill and exhaust tube openings, and insuring secure, moisture-proof seals.



AUTOMATED PRODUCTION SYSTEMS

1004 E. Illinois St. Assumption, IL 62510 USA

217-226-4449 Fax 217-226-3540

Int'l Tel 217-226-4401

Tech Support 712-239-1011



For more information on AP's many products and services, contact your local AP representative or visit us online at:

www.automatedproduction.com